

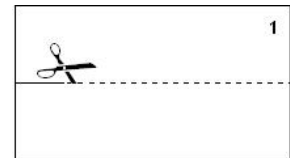
Keyworker Paper Dolls

Show your appreciation for all that keyworkers have been doing during lockdown by making keyworker paper dolls and displaying them in your window.



How to make paper dolls

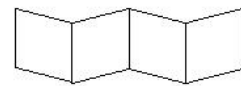
1. Fold a piece of A4 paper in half and cut along the line



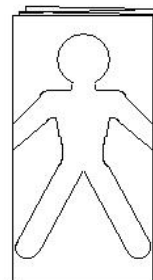
2. Fold your piece of paper into as many equal pieces as you want.



3. Draw the outline of one paper doll on the front, making sure that the hands and legs touch the edges of the page.



4. Cut out the outline of your paper doll.



5. Unfold your paper dolls and draw on key worker uniforms. You could add a message if you wanted.