

Music Hub Activities Newsletter

Summer Term Week 1

Key Stage 1

Guided Listening Activity

Listen to this clip of music



[http://teach.files.bbci.co.uk/tenpieces/Doctor%20Who%20\(1963\)Theme.mp3](http://teach.files.bbci.co.uk/tenpieces/Doctor%20Who%20(1963)Theme.mp3)

1 Do you recognise this Music? If yes, where have you heard it before?

.....

Can you hear the pounding bassline and a swooping melody?

2 Draw some of the sounds that you can hear on a blank piece of paper

Congratulations you have created a GRAPHIC SCORE! Some songwriters do not write down their music using musical notes, they make pictures which musicians can play from.

Key Stage 2



Guided Listening Activity

Listen to this clip of music

[http://teach.files.bbci.co.uk/tenpieces/Doctor%20Who%20\(1963\)Theme.mp3](http://teach.files.bbci.co.uk/tenpieces/Doctor%20Who%20(1963)Theme.mp3)

1 Do you recognise this Music? If yes, where have you heard it before?

.....

Can you hear the pounding bassline and a swooping melody?



southamptonmusicclub.org


This resource has been made available thanks to Southampton Music Hub. All rights reserved.

2 Listen again and find two different coloured pens/pencils/crayons - one for the bassline (starting at the beginning) and one for the melody (which comes in over the top a bit later).

As you listen, draw the bassline running from left to right at the bottom of your paper (landscape and A3 paper would work well).

3 Listen again and draw the swooping melody over the top of the bassline with the other colour

Congratulations you have created a GRAPHIC SCORE! Some experimental composers do not write down their music using traditional musical notes, they make pictures which musicians can play from or create and arrange from memory or by ear.



Key Stage 1

Practical Music Activity

1 Listen to the song again and try to play along with the rhythm of the Bassline. Use the words below to help you get the rhythm right.

tap on knees ----- *clap* -----

Doc - tor who Doc - tor Who Doc - tor Who Doc - tor Who

2 Can you find something else in your house to play this rhythm on? E.g. Tupperware box, tap a pencil on your table, stamp your feet on different surfaces



Key Stage 2

Practical Music Activity

1 Listen to the song again and try to play along with the rhythm of the Bassline. Use the words below to help you get the rhythm right.

tap on knees ----- *clap* -----

Doc - tor who Doc - tor Who Doc - tor Who Doc - tor Who



southamptonmusicclub.org

This resource has been made available thanks to Southampton Music Hub. All rights reserved.

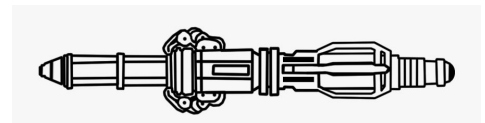
2 Can you find something else in your house to play this rhythm on? E.g. Tupperware box, tap a pencil on your table, stamp your feet on different surfaces

3 The fourth time you play the rhythm each time try to use a contrasting sound

4 Extension: Can you sing the melody line over the top of the rhythm? If you can play an instrument and read music here is the melody for you to play OR you can easily follow the *shape* of the melody with your voice using this as a GRAPHIC SCORE



Key Stage 1 & 2



Research Topic

Delia Derbyshire

Look at this information from BBC 10 Pieces about Delia Derbyshire and watch the video which explains how the theme music was created

<https://www.bbc.co.uk/teach/ten-pieces/classical-music-delia-derbyshire-doctor-who-theme/zfh792p>

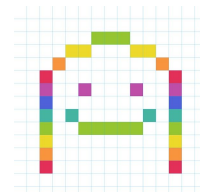
Key Stage 2 Challenge

Why is Delia Derbyshire considered a trailblazer? (try to give at least 2 answers)

.....

.....

Key Stage 1



Digital & Creative Music Making

Chrome Music Lab – You can open this in your browser on any computer, laptop or device

Go to the spectrogram square and click on different instruments to see what their soundwaves look like – this creates an amazing graphic score of their sound

<https://musiclab.chromeexperiments.com/Spectrogram/>

Key Stage 2



Digital & Creative Music Making

Chrome Music Lab – You can open this in your browser on any computer, laptop or device

Experiment with inputting different shapes in the rhythm maker and adding coloured tones to the melody maker – try to make them sound like Doctor Who!

<https://musiclab.chromeexperiments.com/Rhythm/>

<https://musiclab.chromeexperiments.com/Melody-Maker/>

After you have done that why not try the Song Maker and make your very own composition using graphic scores for your melody lines

<https://musiclab.chromeexperiments.com/Song-Maker/>



southamptonmusicub.org




This resource has been made available thanks to Southampton Music Hub. All rights reserved.

Key Stage 1



Reading Music Activity - Note values

The bassline for Doctor Who uses three different note lengths:

Note	Length	How many are there in the music clip below?
	Quaver - ½ beat	
	Crotchet - 1 beat	
	Dotted Crotchet - 1 ½ beats	

1 Can you circle one of each note type in the music below?

tap on knees ----- *clap* -----

Doc - tor who Doc - tor Who Doc - tor Who Doc - tor Who

Challenge

2 Can you count how many of each note type there is and add it to the table above?






Key Stage 2

Reading Music Activity - Note values



The bassline for Doctor Who uses three different note lengths:

Note	Length	How many are there in the music clip below?	What do the notes add up to?
	Quaver - ½ beat		
	Crotchet - 1 beat		
	Dotted Crotchet - 1 ½ beats		

1 Can you circle one of each note type in the music below?

tap on knees ----- *clap* -----

Doc - tor who Doc - tor Who Doc - tor Who Doc - tor Who

2 Can you count how many of each note type there is and add it to the table above?

Challenge

3 Musical Maths – Can you add together the notes in each box? How many beats worth of each type of note are there in this clip?

Answers - quavers 2 beats, crotchets 4 beats, dotted crotchets 6 beats



southamptonmusicclub.org

This resource has been made available thanks to Southampton Music Hub. All rights reserved.